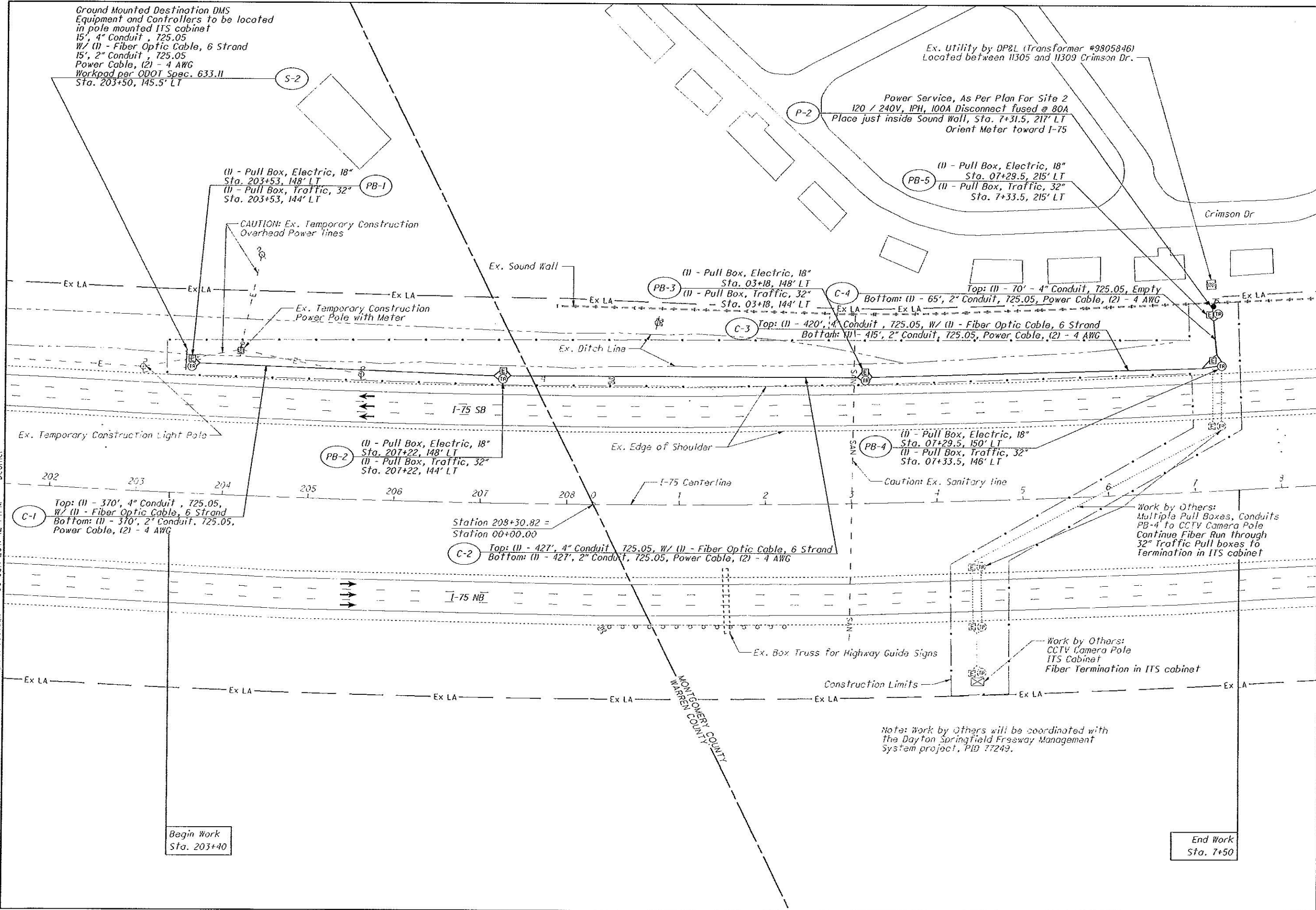


\\prj\project\DISTRICT_08\89143\roadway\sheet\B9143GPO03.dgn 06-JUN-2011 12:44PM bcomer

Ground Mounted Destination DMS
Equipment and Controllers to be located
in pole mounted ITS cabinet
15', 4" Conduit, 725.05
W/ (1) - Fiber Optic Cable, 6 Strand
15', 2" Conduit, 725.05
Power Cable, (2) - 4 AWG
Workpad per ODOT Spec. 633.11
Sta. 203+50, 145.5' LT



Begin Work
Sta. 203+40

End Work
Sta. 7+50

Note: Work by Others will be coordinated with
the Dayton Springfield Freeway Management
System project, PID 77249.

Ex. Utility by DP&L (Transformer #9805846)
Located between 11305 and 11309 Crimson Dr.

Power Service, As Per Plan For Site 2
120 / 240V, 1PH, 100A Disconnect fused @ 80A
Place just inside Sound Wall, Sta. 7+31.5, 217' LT
Orient Meter toward I-75

(1) - Pull Box, Electric, 18"
Sta. 07+29.5, 215' LT
(1) - Pull Box, Traffic, 32"
Sta. 7+33.5, 215' LT

(1) - Pull Box, Electric, 18"
Sta. 03+18, 148' LT
(1) - Pull Box, Traffic, 32"
Sta. 03+18, 144' LT

Top: (1) - 420', 4" Conduit, 725.05, W/ (1) - Fiber Optic Cable, 6 Strand
Bottom: (1) - 415', 2" Conduit, 725.05, Power Cable, (2) - 4 AWG

Top: (1) - 70' - 4" Conduit, 725.05, Empty
Bottom: (1) - 65', 2" Conduit, 725.05, Power Cable, (2) - 4 AWG

(1) - Pull Box, Electric, 18"
Sta. 07+29.5, 150' LT
(1) - Pull Box, Traffic, 32"
Sta. 07+33.5, 146' LT

Work by Others:
Multiple Pull Boxes, Conduits
PB-4 to CCTV Camera Pole
Continue Fiber Run through
32" Traffic Pull boxes for
Termination in ITS cabinet

Work by Others:
CCTV Camera Pole
ITS Cabinet
Fiber Termination in ITS cabinet

CALCULATED

BRC

CHECKED

GWS

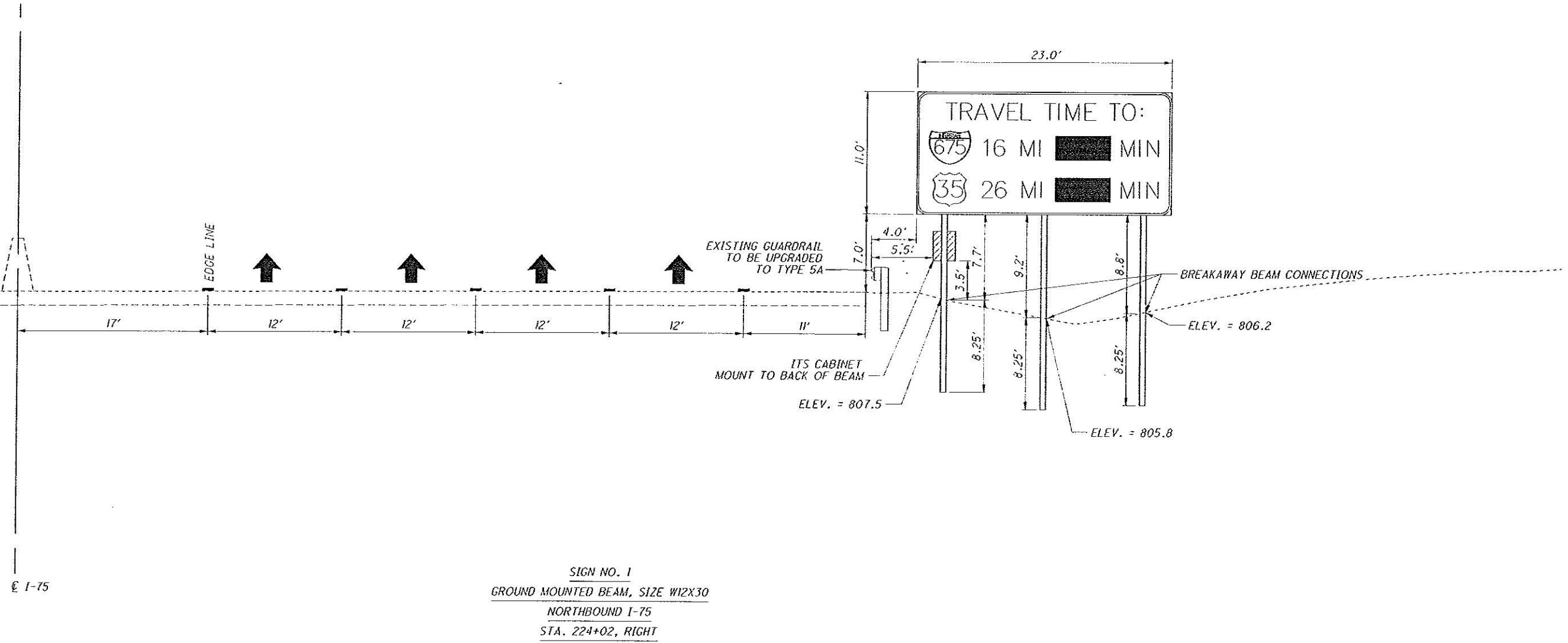
PLAN - I-75 SB AT SOUTH OF AUSTIN BLVD
MOT-WAR COUNTY LINE - SITE 2

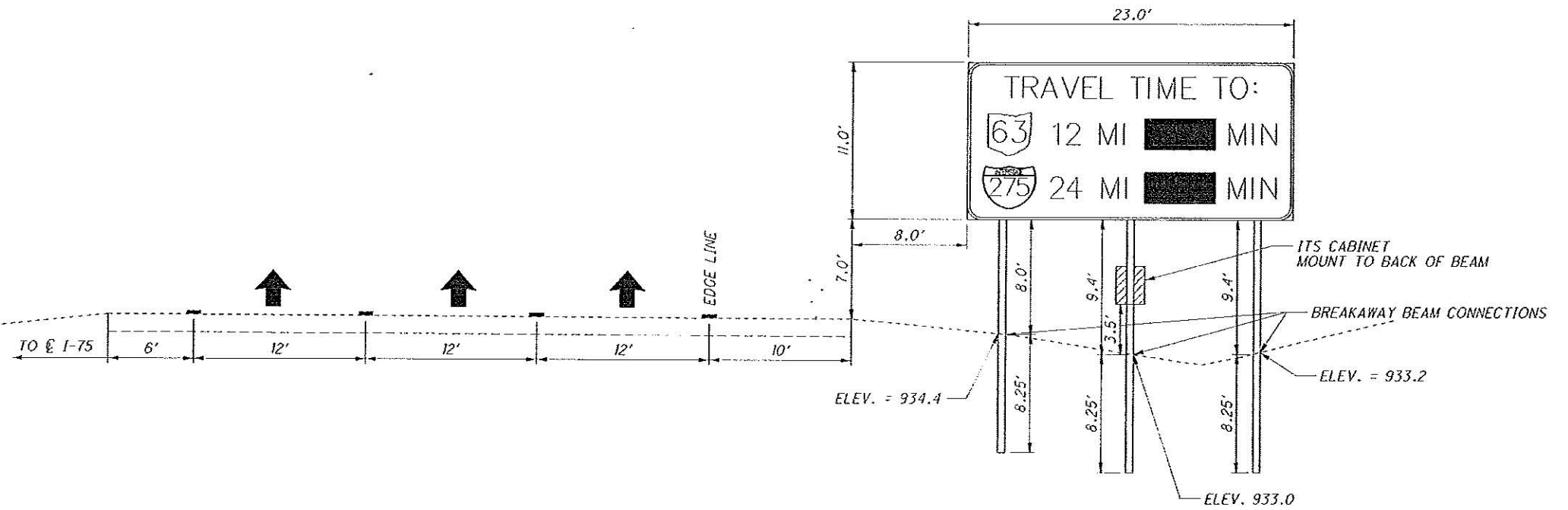
D08-VAR-I-75 DDMS

14

16

I:\projects\DISTRICT_08\89143\roadway\sheet\89143\5002.dgn 06-JUN-2011 12:44PM beemer





SIGN NO. 2
GROUND MOUNTED BEAM, SIZE W12X30
SOUTHBOUND I-75
STA. 203+50, LEFT